


EMERGENSEE™ SURF


**D40 LED - SURFACE MOUNTED
NON-MAINTAINED EMERGENCY LIGHT**

Bright and low maintenance, the EmergenSee™ Surf represents a versatile, safe, effective and easy-to-install emergency lighting solution that can be depended upon when it is needed the most.

The robust design offers mounting versatility on solid surfaces with ample internal space to conceal excess cable and can be used in almost all internal general applications including offices, shopping centres, commercial properties, and residential buildings.



Available as:



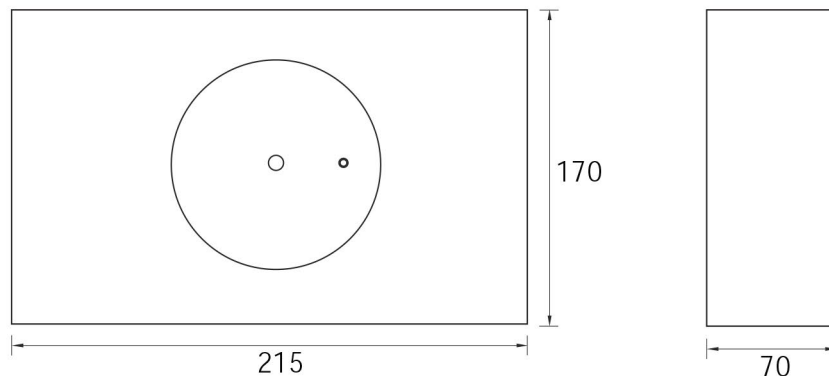
Project Name	Type	Qty
Comments		

Technical Specifications

Item	Part Number	EMS-SURF
	Description	D40 LED Surface Mounted Non-Maintained Emergency Light c/w Synthium™ Battery
Input	Voltage & Frequency	230VAC ; 50Hz
	Installation	Terminal block, 20mm ² cable entry
Output	Light Source	High performance 3W LED - lifetime warranty
	Mode of Operation	Non-Maintained
	Power Consumption	2W (standby)
	Emergency Duration	> 120 minutes
Controls	Charger	16hr intelligent 3-stage charger with Synthium™ battery management system
	Protection	Overcharge, low voltage disconnect, overcurrent, short circuit
	Testing Facility	Manual test switch
	Indicators	Battery charger green LED
Physical	Construction	Folded sheet metal, powder coat white
	Mounting	Surface mounted - ceiling
	Dimensions L x W x H	215mm x 170mm x 70mm
	IP Rating	IP20
	Weight	2.0kg
	Warranty	5 years
Environment	Operating Temperature	1° to 40°C
	Relative Humidity	0 to 95%
Compliance	Standards	RCM / EMC, AS/NZS 2293, AS/NZS 60598.1
	AS/NZS 2293 Classification	C0 D40 C90 D40
Accessories	STAR™ Self-Test and Reporting	P/N: EMS-SURF/ST
	DALI-compatible	P/N: EMS-SURF/DL
	SYNECTIX™ RF Wireless	P/N: EMS-SURF/RF
	Replacement Battery	P/N: BAT-ONE: Synthium™ LiFePO ₄

NOTE: Product specifications subject to change without prior notice due to ongoing product improvement policy and changes to industry standards.

Dimensions



AS/NZS 2293.1:2018 Spacing Table

SPACING TABLE	MOUNTING HEIGHT (m)								
NATA Classification	2.1	2.4	2.7	3.0	4.0	5.0	6.0	8.0	10.0
C0 - D40	11.5	13.2	14.8	16.5	20.1	21.2	22.1	23.0	23.0
C90 - D40	11.5	13.2	14.8	16.5	20.1	21.2	22.1	23.0	23.0

THANKS FOR THE love

MB Lights
info@mblights.com.au
[[click here](#) for product enquiry]